

HOME INVESTIGATORS JOURNAL

Name:

HOME INVESTIGATORS CRITERIA – YEAR 5

CRITERIA

- Over this year, you need to complete at least 10 Home Learning activities.
- At least one challenge from each category needs from Inquiry, Helping Hands, Physical Education and Health, Numeracy, Literacy and Arts.

WEDGES

- Each time you successfully complete a challenge, you will receive a wedge to add to your blank wheel.
- The wedge will have the colour and task code that you completed. When you have completed all of your tasks, you should have a multi-coloured wheel full of wedges.
- When you complete your task wheel, you will receive a certificate or reward from your teacher.

AM I FINISHED?

- Before saying, “Finished!” make sure you have included all that you can by looking through the checklist on your planning sheet.
- Remember, these tasks are supposed to take time and effort. If you find yourself getting through an activity in a couple of hours, you are probably not completing it correctly.
- Remember to check-in with your teacher to ensure you are on the right track.
- If you complete your wheel early, you may ask for another wheel and do more challenges.

SETTING UP YOUR BOOK

- This will be the book you use to document all of your work.
- Decorate and attach your cover page to your Home Investigators Journal. Make sure you name it.
- Cut out and paste your blank wedge wheel on the inside front cover of your Home Investigators Journal.
- The next page in your book needs to have your Home Investigators Tasks – Year 5 sheet. Then, glue this sheet on the following page.
- Make sure you begin every new task with your Home Investigators Planning Page. This needs to be signed by your teacher before you begin each task.

COMPLETING TASKS

- Read over the tasks and choose one that you would like to do. Remember to have fun with the challenge. Make it as memorable for you as it is for the person marking it. Make sure you choose tasks that will interest you.
- Once you have decided, you need to write a plan and go over your plan with your teacher.
- When completing a challenge, be sure to include the following in your journal: all planning, writing, and document items; photos; illustrations; diary entries; letters; PowerPoint slides; and anything else that provides evidence or makes your task more interesting.
- Make sure you work is neat, labelled clearly, edited, decorated, well-documented and will engage the audience.
- You are expected to produce work that you are capable of creating – and more! If you are performing above expectations, your teacher will give you a golden frosted wedge instead of a standard coloured wedge.
- You may be asked to add to your investigation task if your teacher is expecting more work or work of a higher quality.
- You can complete a task only once. You cannot repeat a challenge idea unless this has been organised with your teacher.
- In each category, Activity 6 is always a 'design your own' challenge. If you think of your own inquiry idea, talk it over with your teacher to make sure it is substantial enough to be an investigators challenge.
- Your parents can be assistants, but ultimately you need to drive your ideas.

Parent Sign

HOME INVESTIGATOR PLANNING SHEET

Describe your plan...

.....
.....
.....
.....

I could solve this by...

.....
.....
.....
.....

I am interested in this because...

.....
.....
.....
.....

I may need help from...

.....
.....
.....
.....

I would like to find out...

.....
.....
.....
.....

A resource I will need to use is...

.....
.....
.....
.....

I predict this inquiry will go...

.....
.....
.....
.....

To find out more I may need to contact...

.....
.....
.....
.....

Some challenges I might face will be...

.....
.....
.....
.....

I plan to display this in my book by...

.....
.....
.....
.....

CHECKLIST

I may need to...

- Ask an expert
- Peer check
- Seek work advice
- Use reputable sources
- Visit the local library
- Visit a museum
- Use diagrams
- Include illustrations
- Include photos
- Include tables
- Include graphs/charts
- Create brochures
- Include article clippings
- Write letters
- Make things printable
- Do an engagement test
- Use crafts
- Create a presentation
- Create artworks
- Show and tell

TASK CODE:

Teacher Sign

HOME INVESTIGATORS TASKS – YEAR 5

INQUIRY

- I1** When travelling overseas this year, complete a International Travel Pack. (Get this from your teacher.)
- I2** Do four Teach Starter science experiments. (Get the outline from your teacher.)
- I3** Create a presentation about your favourite animal. Include the animal's common name, scientific name, and any Indigenous names you can find. Include facts about habitat, ecosystem, diet and life cycle, physical/ behavioural adaptations and anything else you want to know.
- I4** Research, draw, and describe 10 plants that are used for natural medicines. Give the common name, scientific name and Indigenous name/s for each. Describe how the plants are used and the medicinal effects.
- I5** Research the planets of our solar system. Using your knowledge of the compositional elements of at least two planets, design your own 'new' planet. Present your information as a news article that explains a new planet has been discovered. Create a balloon papier-mâché model of your 'new' planet.
- I6** Design your own challenge. (Check this with your teacher.)

LITERACY

- L1** Decide on something you would like to cook or bake. Write a procedural text from start to finish and include references and photos of how you made it from scratch.
- L2** Write your own short novel of at least 10 chapters. Plan your plot and ideas sequentially, and then write, edit, and ask someone for constructive criticism. Create it in a published book format of your choice, but include a cover and a blurb.
- L3** Read a novel of your choice and complete a comprehensive novel study. Check with your teacher to make sure your novel is appropriate for this task.
- L4** Create a comprehensive critique and review of a movie or TV series you have been wanting to watch. Make predictions before you watch the movie/series.
- L5** Create a comedy skit that goes for at least four minutes. Present it to your class.
- L6** Design your own challenge. (Check this with your teacher.)

ARTS

- A1** Learn a new craft, such as baking, cross-stitch, mosaics, pottery, or woodwork. Share your finished product with the class.
- A2** Go to a secondhand store and buy an outfit of your choice. Adapt it to make the ultimate outfit. Document your planning and journey.
- A3** Join a group at your school (band, choir, art class or drama). Attend all performances and rehearsals.
- A4** Using a video app, create a short movie or animation that lasts at least 5 minutes. You will need to plan your story/documentary/ video podcast, including the script and sequence plan. Present your video to the class.
- A5** Write your own song that includes at least two verses and a chorus. Use an online app to help produce a music track. Present it your teacher or class.
- A6** Design your own challenge. (Check this with your teacher.)

HOME INVESTIGATORS TASKS – YEAR 5 (CONT.)

HELPING HANDS


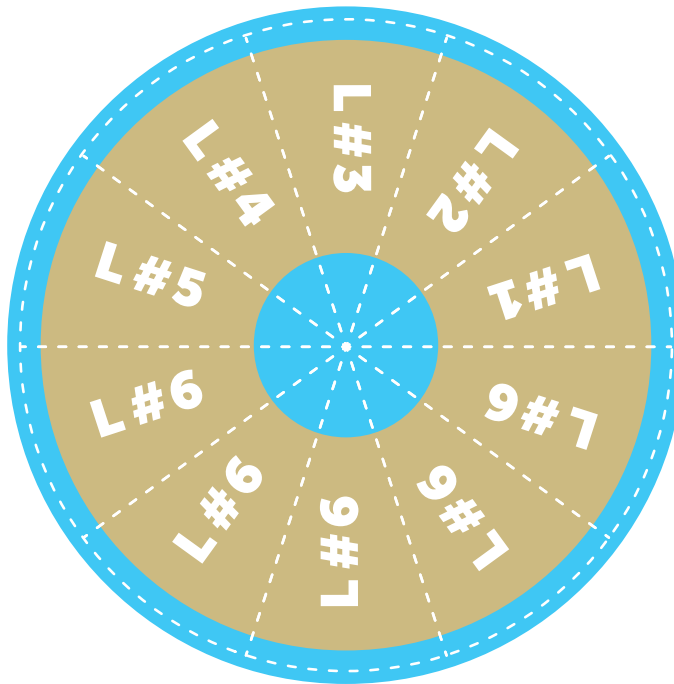

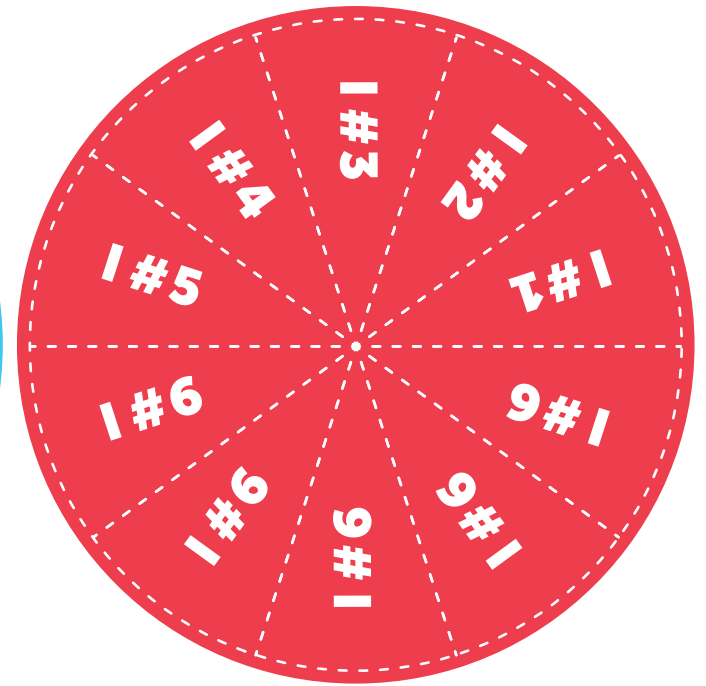
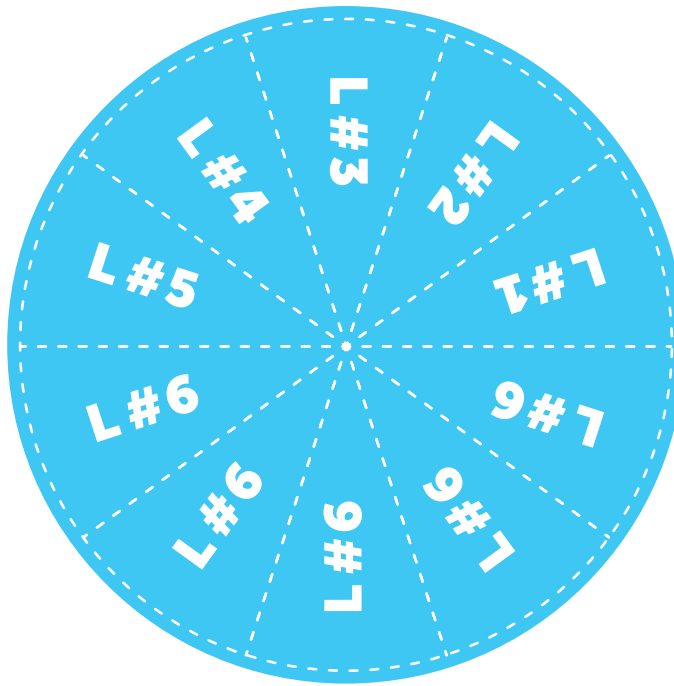
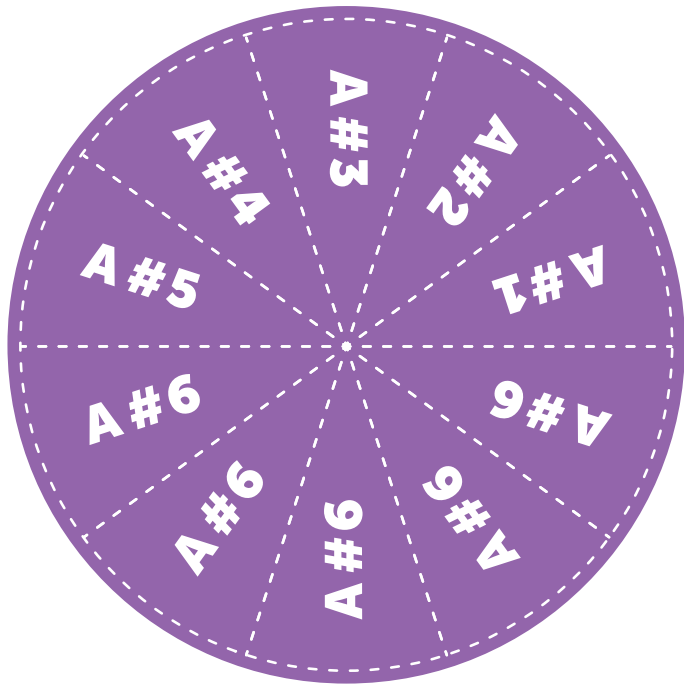
- H1** Create a three-course meal for your family. Include a handmade menu and food critic review sheet for your diners. Document and photograph your journey, and include a copy of your menu, recipe and reviews.
- H2** Volunteer to visit someone who is elderly at least 8 times over a term. Each time, bring them something you have created, such as a card, flowers or a cake.
- H3** Join a community service club, such as surf lifesaving or something similar. Go for at least 10 weeks. Write journal entries about each session.
- H4** Volunteer your time to help a cause, such as the RSPCA, Salvation Army, or Red Cross.
- H5** Join a club such as Scouts or Girl Guides and participate in some community activities.
- H6** Design your own challenge. (Check this with your teacher.)

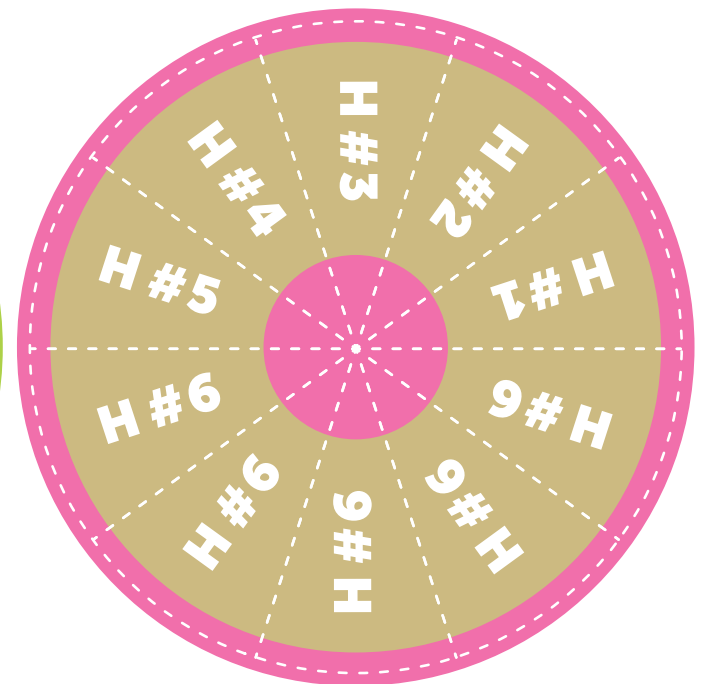
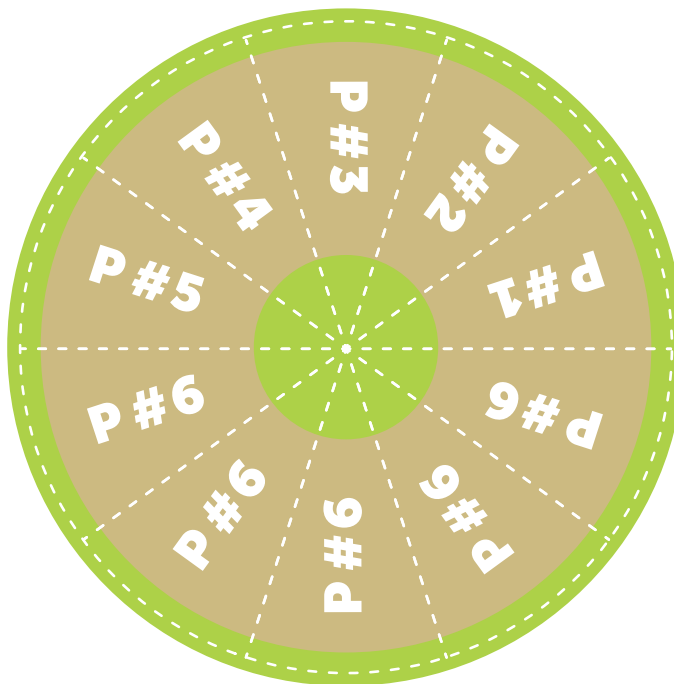

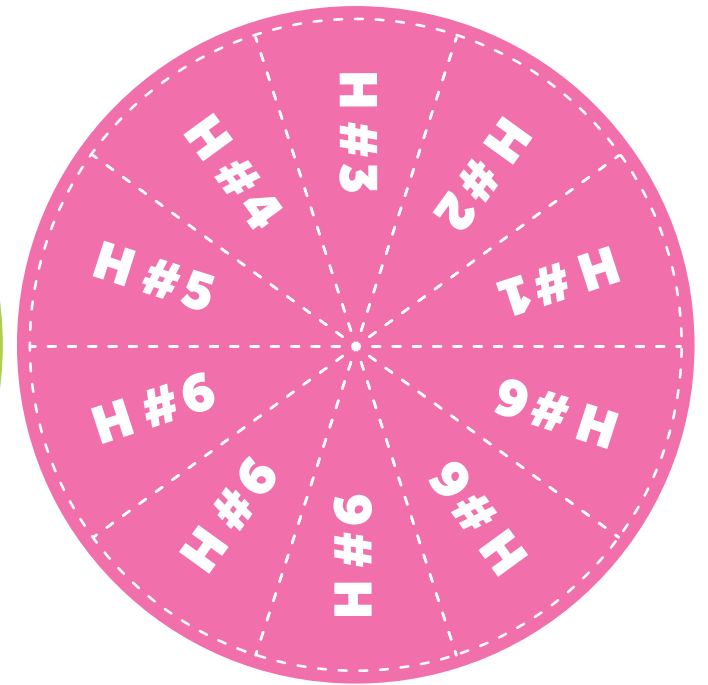
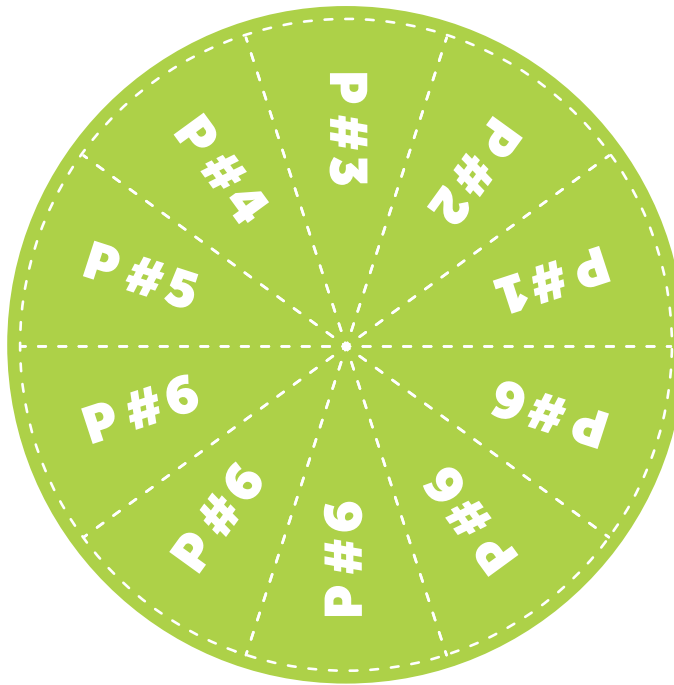
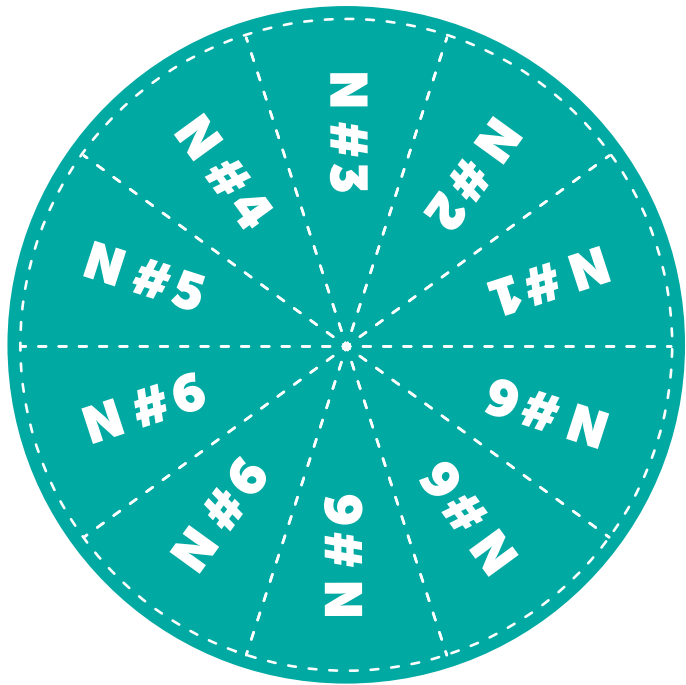
PHYSICAL EDUCATION AND HEALTH

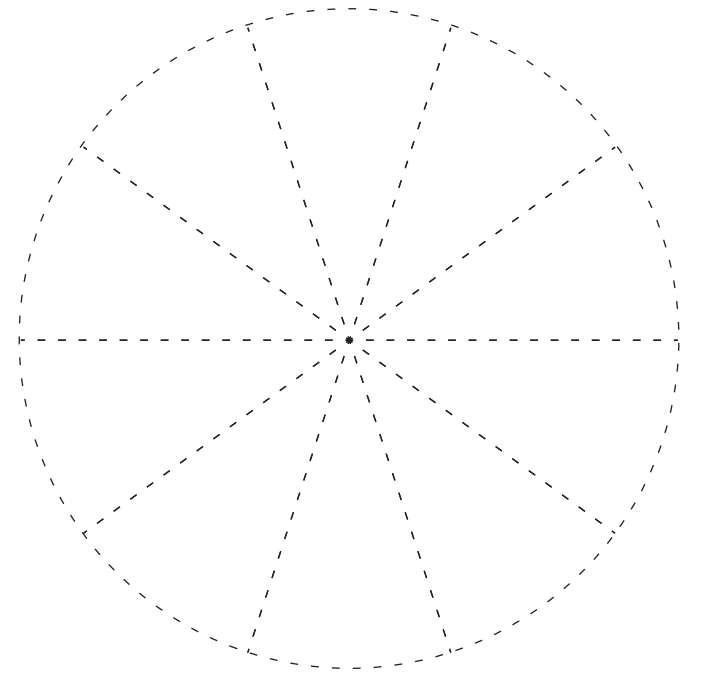
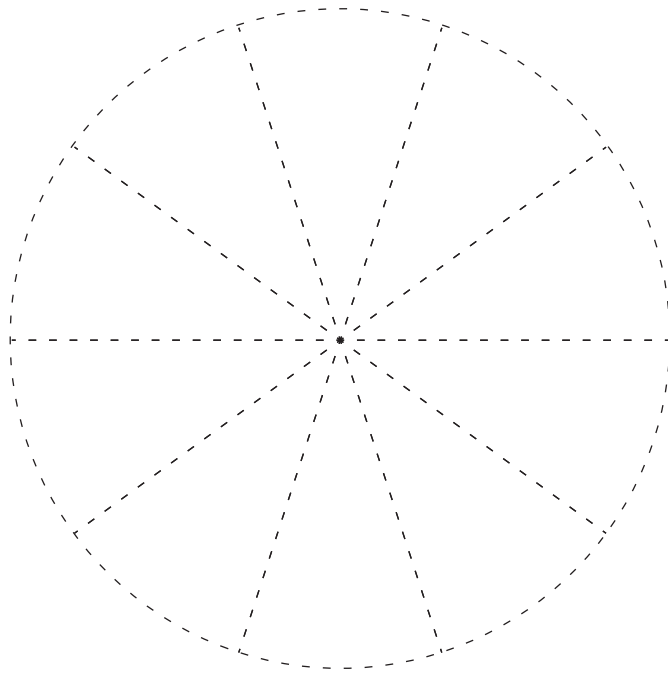
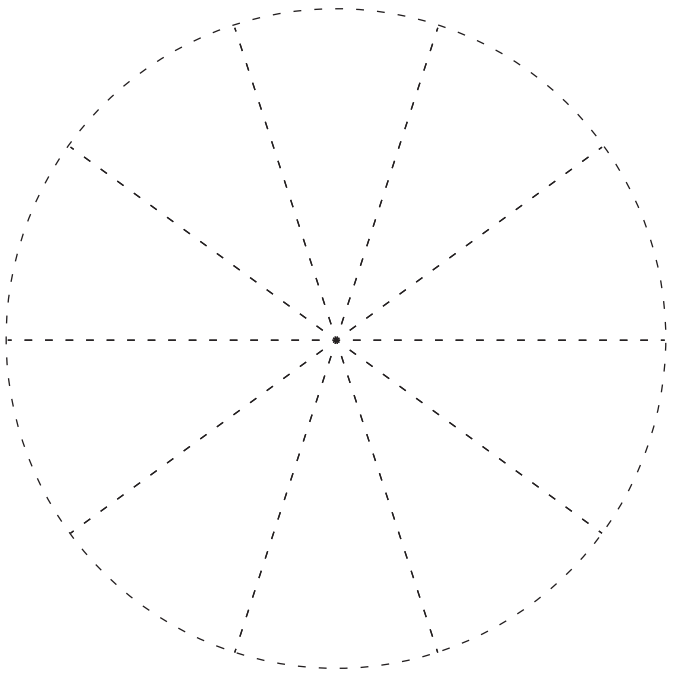
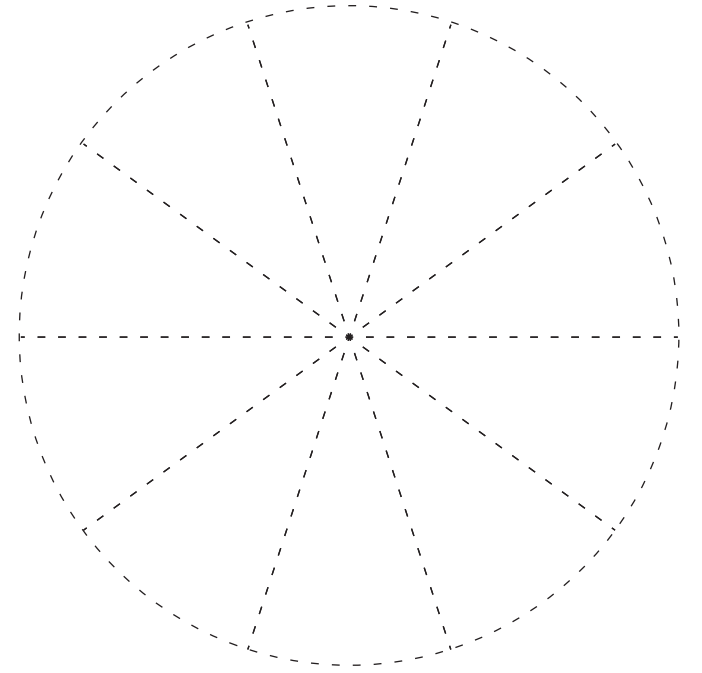
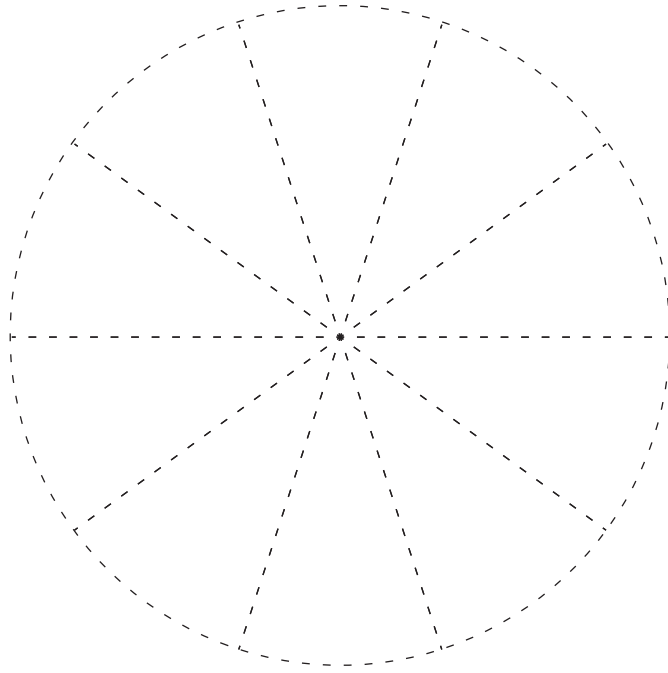
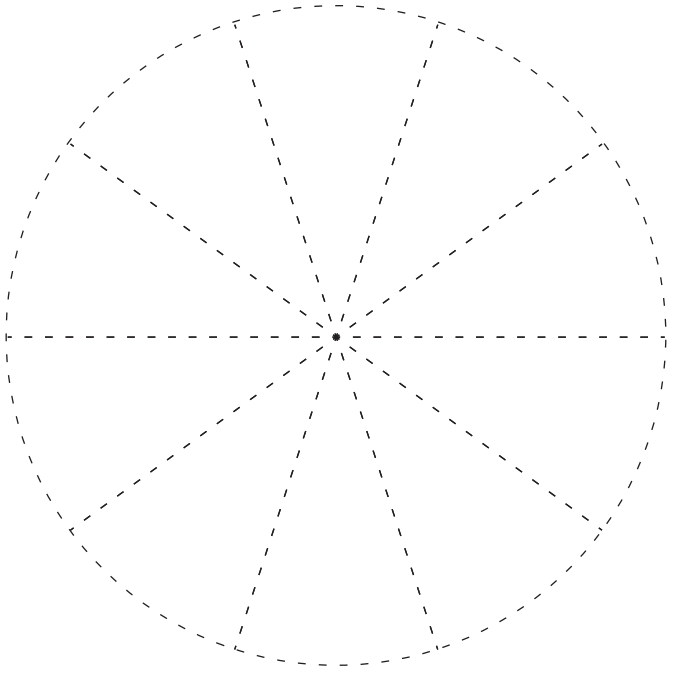
- P1** Explore the outdoors on a camping experience or tramping trip for at least one night.
- P2** Try an extreme sport that requires training, such as scuba diving or skiing. Document your efforts leading up to the main activity.
- P3** Play a sport – such as basketball, martial arts, swimming, gymnastics or dance – for an entire season.
- P4** Complete at least 10 bushwalking tracks in your area. Map each one and include photos or drawings of specific trees and wildlife you encountered.
- P5** Try at least 10 new activities, such as rock-climbing, snorkelling, abseiling, kayaking, or surfing. Write a journal of your experiences and include photos.
- P6** Design your own challenge. (Check this with your teacher.)

NUMERACY

- N1** Create a blueprint of your dream home. Your blueprint needs to include all of the necessary functions of a livable home. For each feature you include, give its perimeter, area and volume.
- N2** Complete the Financial Mathematics Investigation – Let's Plan Mini Golf! (Get this inquiry activity from your teacher.)
- N3** Follow a sports team for a season. Use data from past games to predict team wins and losses.
- N4** Complete the Roll Me a Six Maths Investigation. (Get this inquiry activity from your teacher.)
- N5** Design your own board game that requires skill in Year 5 mathematics. Create a rules sheet, board and a list of materials needed to play. Bring your board game in for a games session with a group of students in your class.
- N6** Design your own challenge. (Check this with your teacher.)







WELL DONE!

You Completed Your Home Investigators Tasks.

Awarded To:

.....

Teacher:

Date: