



# Stage 1 Overview of Home Learning – Week 11

Day:	Activities:
Mon	<p><b>Writing:</b> Pick an animal of your choice and record your research on the <a href="#">research card</a>. Editing activity - Read the <a href="#">sentences</a> and rewrite with capital letters and full stops in the correct spots.</p> <p><b>Reading:</b> read a book and complete an activity off the <a href="#">choice board</a>.</p> <p><b>Spelling:</b> have a look at the <a href="#">grid</a> and find as many words as you can. Write these words in sentences. Work out how many points each word is worth using the secret code.</p> <p><b>Maths:</b> Complete the <a href="#">number of the day</a> sheet (Year 1 number is 57, Year 2 is 92). Play the TENS game ' <a href="#">Dice Wars</a> '.</p> <p>Complete the worksheet on Capacity</p> <p><b>STEM:</b> Complete the <a href="#">STEM activity</a> on the Easter Bunny</p>
Tues	<p><b>Writing:</b> Continue on with your animal research task and record your research on the <a href="#">research card</a>. Diet - what does your animal eat? Complete the <a href="#">Gratitude</a> writing prompt. Complete the <a href="#">Handwriting worksheet</a> - letter 'b'.</p> <p><b>Reading:</b> Read the text ' <a href="#">First Airplane Trip</a> ' and answer the comprehension questions that go with it.</p> <p><b>Spelling:</b> have a look at the <a href="#">grid</a> and find as many words as you can. Write these words in sentences. Work out how many points each word is worth using the secret code.</p> <p><b>Maths:</b> Create the Bear cube. Follow the activity sheet.</p> <p>Complete volume sheet.</p> <p><b>Exercise:</b> Play the <a href="#">fitness games</a> given.</p>
Wed	<p><b>Writing:</b> Continue on with your animal research task and record your research on the <a href="#">research card</a>. Habitat- Where does your animal live? Complete the <a href="#">Easter diary writing</a> activity. Complete the <a href="#">Punctuation match worksheet</a>.</p> <p><b>Reading:</b> read a book and complete an activity off the <a href="#">choice board</a>.</p> <p><b>Spelling:</b> have a look at the <a href="#">grid</a> and find as many words as you can. Write these words in sentences. Work out how many points each word is worth using the secret code.</p> <p><b>Maths:</b> Complete the <a href="#">number of the day</a> sheet (Year 1 number is 63, Year 2 is 112). Play the TENS game ' <a href="#">Go Fish</a> '.</p> <p>Complete the <a href="#">worksheet on mass</a>.</p> <p><b>Singing:</b> Practice singing some songs using the <a href="#">Lyrics</a></p>
Thurs	<p><b>Writing:</b> Continue on with your animal research task and record your research on the <a href="#">research card</a>. Interesting facts. Feel free to publish all your research onto a poster and show your class. Complete the <a href="#">Punctuation worksheets</a> on sentence correcting and quotation marks.</p> <p><b>Reading:</b> Read the text about ' <a href="#">My Dog Doggo</a> ' Complete the <a href="#">activities</a> that go with it.</p> <p><b>Spelling:</b> have a look at the <a href="#">grid</a> and find as many words as you can. Write these words in sentences. Work out how many points each word is worth using the secret code.</p> <p><b>Maths:</b> Play the TENS game ' <a href="#">make 10</a> '.</p> <p>Complete the <a href="#">worksheet subtraction dinosaur</a>.</p> <p><b>Art:</b> Have a go at drawing an Easter Bunny using the <a href="#">instruction sheet</a> to help you.</p>



# Animal Research Task



Task: This week you will be choosing an animal that you would like to learn more about. Each day you will research something in particular about your animal.

Classify your animal. E.g. is your animal a mammal?

My animal is a \_\_\_\_\_.

Write a description of your animal below.

---

---

---

---

---

Draw a picture of your animal below.

I can identify where capital letter and full stops go

\* Can you put in the capital letters and full stops?

1.) daisy is an elephant at the sydney zoo

---

2.) she gave dad a hug and apologised for being naughty

---

3.) the boy lost his soft toy

---

4.) i am called meyyappan and i am seven years old

---

5.) the cat was on the mat

---

6.) i like to play soccer on saturdays

---

# Guided Reading 2

Do the centre activity first, then choose two more activities to make a line as you would in noughts and crosses.

<p><u>PLAY</u></p> <p>Write a play about part of the story. Act it out for the class. (Check with your teacher first!)</p>	<p><u>NEW COVER</u></p> <p>Design a new cover for the book. Include a picture, title, author and illustrator.</p>	<p><u>SONG OR RAP</u></p> <p>Make up a song or rap about your guided reading book.</p>
<p><u>DRAW</u></p> <p>Draw a picture of your favourite character. Add a description and the character's name.</p>	<p><u>KEYWORDS</u></p> <p>Write down ten keywords that are important to your guided reading book. They may include characters, setting, what happens.</p>	<p><u>BOOK REVIEW</u></p> <p>Did you like or dislike your guided reading book? Explain why. Who do you think would like it?</p>
<p><u>WRITE A LETTER</u></p> <p>Write a letter to one of the characters in your guided reading book. Include at least one question you want to ask them.</p>	<p><u>THE GOOD AND THE BAD</u></p> <p>Write down three good things and three bad things about each of the main characters in your guided reading book.</p>	<p><u>STORY MAP</u></p> <p>Make a story map for your guided reading book. Label it.</p>

How many words can you find?

A=1	N=1
B=3	O=1
C=3	P=3
D=2	Q=10
E=1	R=1
F=4	S=1
G=2	T=1
H=4	U=1
I=1	V=4
J=8	W=4
K=5	X=8
L=1	Y=4
M=3	Z=10
Phonics= 5	
Secret Word = 10	

l

st

h

d

ay

a

f

t

er

im

id

h





Expanded form

Write in words

Odd or Even

Make the number with

MAB'S



Compare



Number sentence

$\underline{\quad} + \underline{\quad} =$

$\underline{\quad} - \underline{\quad} =$

$\underline{\quad} \times \underline{\quad} =$

Year One -  
Number of the Day

57

Th	H	T	O

What is

10 more =

10 less =

100 more =

Half of the number is =

Double of the number is =

Expanded form

Odd or Even

Compare



Number sentence

$\underline{\quad} + \underline{\quad} =$

$\underline{\quad} - \underline{\quad} =$

$\underline{\quad} \times \underline{\quad} =$

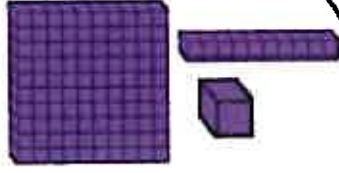
Year Two -  
Number of the Day

92

Write in words

Make the number with

MAB'S



Half of the number is =

Double of the number is =

What is

10 more =

10 less =

100 more =

Th	H	T	O

# Dice Wars

**SKILL:** Addition. Basic Facts

**Materials:**

2-4 dice

10 small counters

**How to:**

Each player starts with 2 dice and 5 rocks (or other counters).

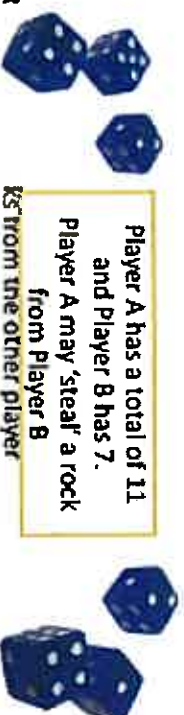
The objective of the game is to capture all of the other player's rocks.

On the count of three, both players roll their dice. Each player adds up the sum of his/her two dice, and whoever has a higher number gets to "steal" a rock from the other player. Continue playing until one player has ALL 10 rocks.

**Note:** Encourage using strategies to add the dice quicker, eg. doubles, near doubles, friends of 10

**Differentiation:**

- Rolling a double trumps any other number, and you get 1
- For younger kids, you can just use one die each and focus on number identification instead of addition. For older kids, try using three!
- You could practice subtraction/multiplication instead of addition skills.



Home  
page



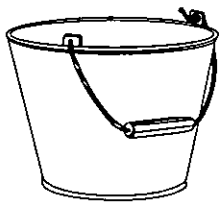
Name \_\_\_\_\_

Date \_\_\_\_\_

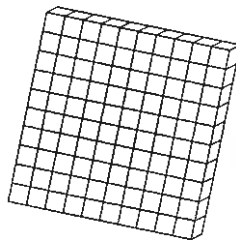
## Which Objects Have Capacity?

**Capacity is the amount that a container will hold.**

Look carefully at the pictures below. Use a crayon to colour the objects that have capacity.




bucket




MAB hundreds block



cup



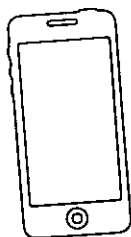
piece of wood




jug



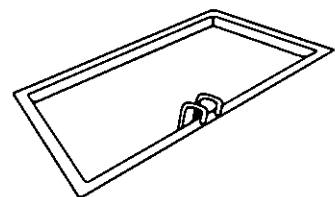
spoon



phone



trash can



swimming pool

Name \_\_\_\_\_

Date \_\_\_\_\_

## Which Objects Have Capacity?

**Different sized containers have different capacities.**

Cut out the objects with capacity that you coloured (on the previous page). Arrange them in order from the smallest capacity to the largest. Paste them in the table below in ascending order (from 1-6).

1. smallest capacity	2.
3.	4.
5.	6. largest capacity



Name: \_\_\_\_\_

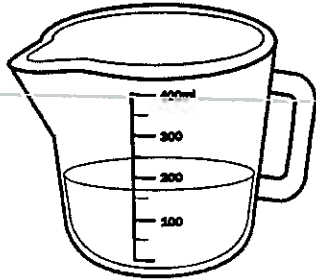
Date: \_\_\_\_\_

# Volume and Capacity


Colour the item that holds less.



spoon




jug



bucket



cup



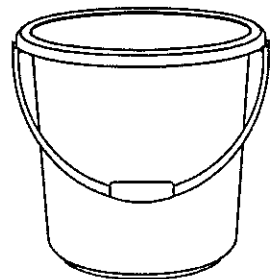
wheelbarrow



bucket



kettle



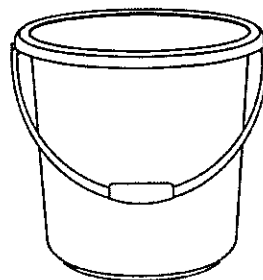
bucket



spoon




vase



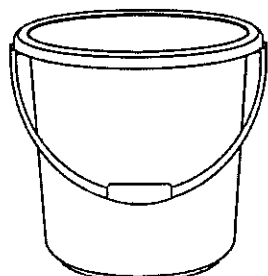
bucket



bowl




carton



bucket



vase



trashcan

Name: \_\_\_\_\_

Date: \_\_\_\_\_

# Volume and Capacity

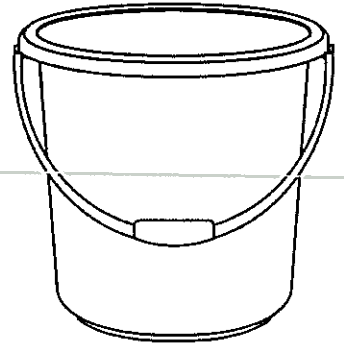
Colour the item you would use to fill the bucket.



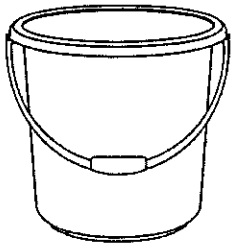
spoon



jug



Colour the item you would use to fill the cup.



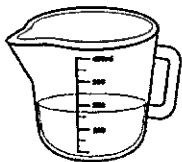
bucket



jug



Colour the item you would use to fill the kettle.



jug



spoon




Colour the item you would use to fill the shakers.



spoon



jug





# STEM Activity

## Easter Bunny Basket

The poor Easter Bunny hasn't got a basket to carry all his eggs!

Can you help him by making one?

What shape is the basket going to be?

Is your basket going to have a handle?

How many eggs can your basket hold?

Is there any way you can make your basket stronger?

Do you need more tape?

Do you need to make the basket bigger/smaller?

Is your handle the right size?



twinkl



# Animal Research Task



Task: This week you will be choosing an animal that you would like to learn more about. Each day you will research something in particular about your animal.

Diet: What does your animal eat?

---

---

---

---

---

---

---

Draw a picture of what your animal eats.

## Gratitude Writing Prompt

Think of one person in your **family** and write about why you are **grateful** for them. Go outside into the **fresh air** and write on a piece of paper. Read this out loud to the person and make their day!

---

---

---

---

---

---

---

---




B B B B B B B B

l l l l l l l l  
o o o o o o o o

Bat and bee start with a b.

Bat bee Bat bee Bat bee

Bee starts with a





Name: \_\_\_\_\_

# First Airplane Trip

by Sara Matson

Jake is going on a trip. He and Mom take a taxi to the airport.

"It's my first plane trip," he tells the taxi driver.

"That's great!" the taxi driver says.

Jake rolls his suitcase onto the plane.



"It's my first plane trip," he tells the pilot.

"Welcome aboard," the pilot says.

Jake finds his seat and buckles his seatbelt. The plane's engines rumble and roar. Jake opens his backpack and pulls out Panda.

"It's my first plane trip," he whispers. He holds Panda's paw.

The plane moves faster and faster. Then—Whoosh! On the ground, cars and houses look like toys.

Jake smiles. "Guess what, Panda?" he says. "Flying is fun!"

Name: \_\_\_\_\_

# First Plane Trip

by Sara Matson



1. How do Jake and his mom travel to the airport?
- a. in a plane
  - b. in their car
  - c. in a taxi
  - d. in a bus

2. What does a pilot do?
- \_\_\_\_\_

3. What does the pilot say to Jake?
- \_\_\_\_\_

4. Who is Panda?
- a. Jake's brother
  - b. a large animal
  - c. Jake's pet
  - d. a stuffed animal

5. What does Jake whisper to Panda?
- \_\_\_\_\_

6. Read this sentence from the story:

*On the ground, the cars and houses look like toys.*

What does this mean?

- a. The cars and houses looked very big.
- b. The cars and houses looked very small.
- c. The cars and houses did not move.
- d. Jake could not see the cars and houses.

# Bumblebee

How many words can you find?

Secret  
Word

A=1	N=1
B=3	O=1
C=3	P=3
D=2	Q=10
E=1	R=1
F=4	S=1
G=2	T=1
H=4	U=1
I=1	V=4
J=8	W=4
K=5	X=8
L=1	Y=4
M=3	Z=10
Phonics= 5	
Secret Word = 10	

l

oo

ch

it

ea

y

b

w

in


k

e

d

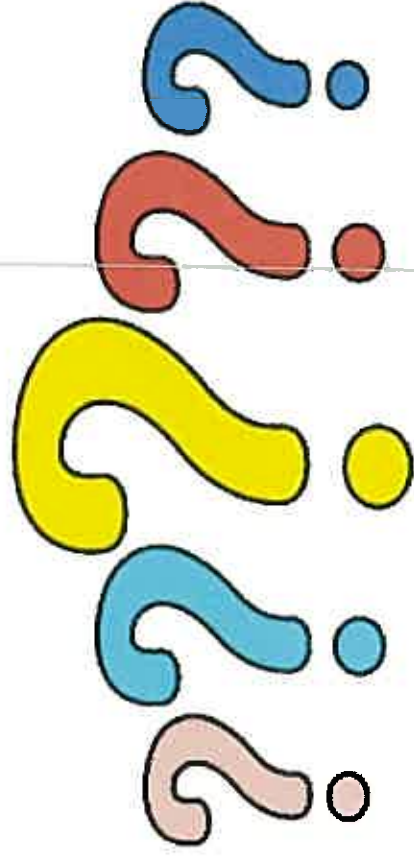


# PANDA BEAR CUBE






# GUESS MY VOLUME



Play 'guess the volume'. Think of a secret item. Ask someone in your family to try to guess the object. Answer with 'more' or 'less', depending on whether the item you are thinking of would hold more or less than the object they guessed.

# VOLUME

Create a Bear Square 3D Cube.  
Find an object in the classroom that takes up the same amount of space as the Bear Square 3D Cube.



Volume and Capacity worksheet- Link

Name: \_\_\_\_\_

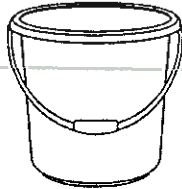
Date: \_\_\_\_\_

# Volume and Capacity

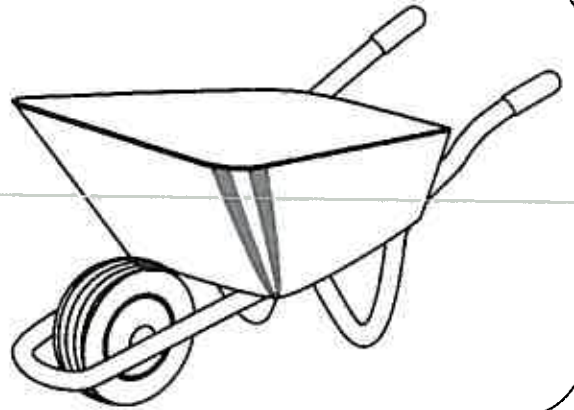
Colour the item you would use to fill the wheelbarrow.



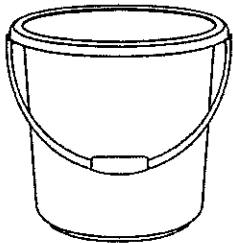
spoon



bucket



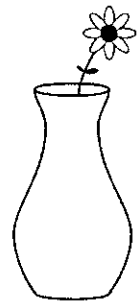
Colour the item you would use to fill the vase.



bucket



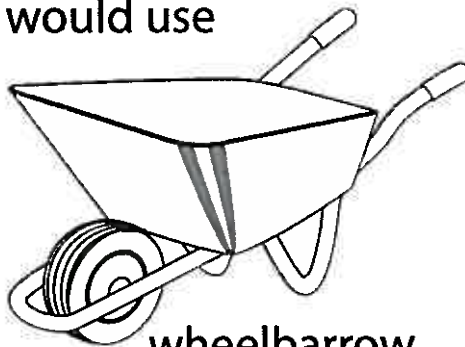
jug



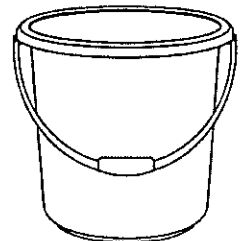
Colour the item you would use to fill the bucket.



jug



wheelbarrow



Colour the item you would use to fill the bowl.



spoon



jug



PACK OF FUN - QUICK FITNESS GAME 2

## All Hands On Deck

### Equipment

No equipment required

### How to Play

In an allocated playing area, establish one side as the 'ship', the opposite side as the 'shore' and in-between as the 'deck'.

Call out orders for the students to follow:

*All hands on deck* – All students run to the deck and sit down.

*Attention* – All students stand up and salute.

*All hands on ship* – All students run to the ship side.

*All hands on shore* – All students run to the shore side.



PACK OF FUN - QUICK FITNESS GAME 8

## Animal Fun

### Equipment

No equipment required

### How to Play

Students stand arms-distance apart from each other in a safe environment, within a set boundary.

Say the name of an animal. Students move around, within the boundaries, acting like the animal called out.

Turtle – move slowly

Leopard – move fast

Octopus – shake your whole body

Flamingo – stand on one leg

Kangaroo – bounce

Snail – crouch and move

Bird – stretch arms out and 'fly' around.







# Animal Research Task



Task: This week you will be choosing an animal that you would like to learn more about. Each day you will research something in particular about your animal.

Habitat: Where does your animal live?

---

---

---

---

---

---

---

Draw a picture of where your animal lives.

# Easter Diary Writing

What do you think it's like living inside an egg like a baby chick?

What would you do for fun? What would you think about? Write a journal entry about your experience.

---

---

---

---

---

---

---





Name: \_\_\_\_\_

Date: \_\_\_\_\_

# Punctuation Match

Punctuation Marks	Punctuation Name	Punctuation Definition
!		
?		
.		
,		
'		
' ,		





Name: \_\_\_\_\_

Date: \_\_\_\_\_

## Punctuation Match

Cut and paste the correct punctuation name and definition and match it with the punctuation marks on the table.

Question mark	Used at the end of a sentence which expresses strong feeling
Exclamation mark	Used at the end of a sentence which asks a question
Full stop	Used to signify possession and contractions
Comma	Used to enclose exact words of a speaker and the title of books and plays
Apostrophe	Used at the end of a sentence
Quotation marks	Used to separate items in a list, to separate clauses in a sentence and to separate direct speech in a sentence



# Bumblebee

How many words can you find?

Secret Word

A=1	N=1
B=3	O=1
C=3	P=3
D=2	Q=10
E=1	R=1
F=4	S=1
G=2	T=1
H=4	U=1
I=1	V=4
J=8	W=4
K=5	X=8
L=1	Y=4
M=3	Z=10
Phonics= 5	
Secret Word = 10	

s

en

t

th

l

d

p

eg

g

w

ar

h



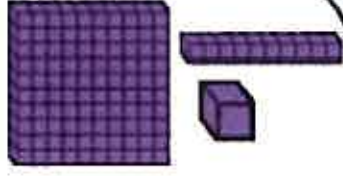
Expanded form

Write in words


Odd or Even

Make the number with

MAB'S



Compare



Number sentence

$\underline{\quad} + \underline{\quad} =$

$\underline{\quad} - \underline{\quad} =$

$\underline{\quad} \times \underline{\quad} =$

What is

10 more =

10 less =

100 more =

Half of the number is =

Double of the number is =

Year One -  
Number of the Day

63

Th	H	T	O



Expanded form

Odd or Even

Compare



Number sentence

\_\_\_\_ + \_\_\_\_ =

\_\_\_\_ - \_\_\_\_ =

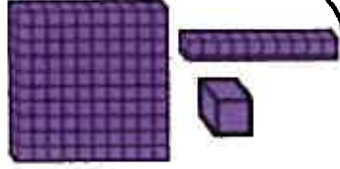
\_\_\_\_ x \_\_\_\_ =

Year Two -  
Number of the Day

112

Write in words

Make the number with  
MAB'S



Half of the number is =  
Double of the number is =

What is

10 more =

10 less =

100 more =

Th	H	T	O



## Go Fish - Make it 10

**SKILL:** Friends of 10

**Aim:**

To have the most cards at the end of play.

**Materials:**

Use cards 1-9 from a deck.

**How to:**

This game is played just like "Go Fish." Instead of asking for a card to match your card, you have to ask for a card that would add with one of your cards to make a sum of 10.



Player A

"Do you have a 6  
to go with my 4?"

Player B

# MEASUREMENT - MASS

Select 10 objects from around your house that vary in weight. Put the objects in the correct order from lightest to heaviest. Write their answers on the number line below.

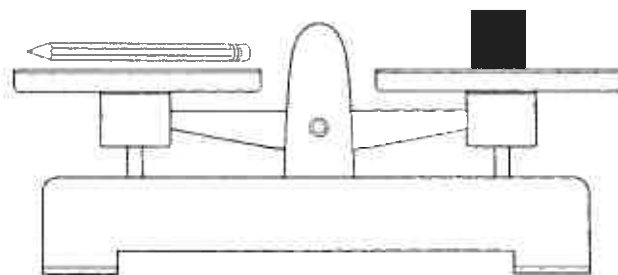
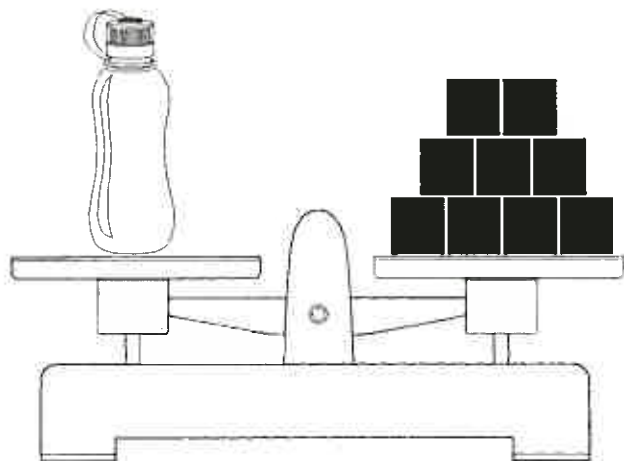
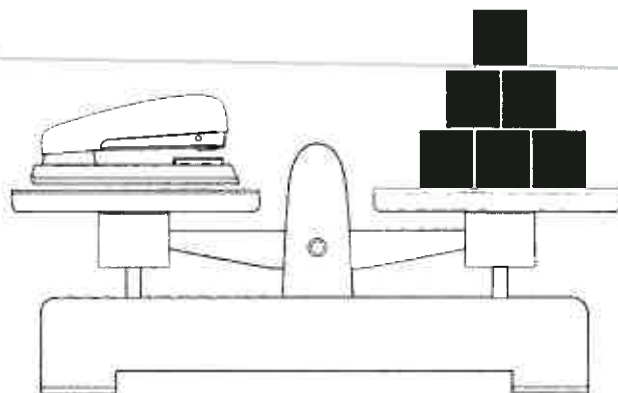
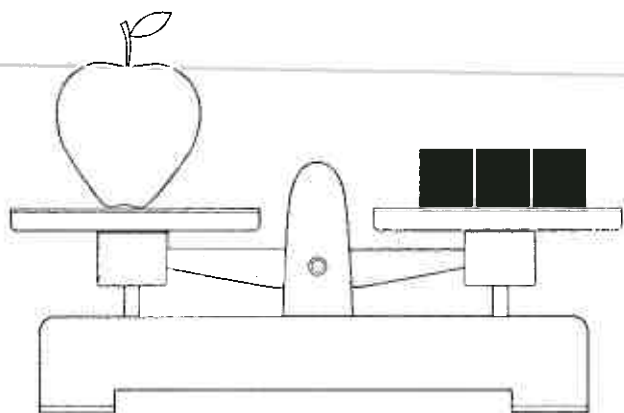


Name \_\_\_\_\_

Date \_\_\_\_\_

## Mass - Informal Units

① Using the pictures of balance scales, answer the questions below.



- What is the heaviest item? \_\_\_\_\_
- What is the lightest item? \_\_\_\_\_
- What is the difference in mass between the stapler and apple? \_\_\_\_\_
- Would the results change if we used pop sticks instead of blocks to measure the four items? Explain your answer.

---



---



---

## LITTLE PETER RABBIT

Little Peter Rabbit had a fly upon his nose.  
Little Peter Rabbit had a fly upon his nose.  
Little Peter Rabbit had a fly upon his nose  
so  
he flipped it and he flopped it  
but it wouldn't go away.

### CHORUS

Poor little Peter Rabbit,  
poor little Peter Rabbit,  
poor little Peter Rabbit,  
so he flipped it and he flopped it  
but it wouldn't go away.

Little Peter Rabbit had a butterfly on his chin  
(x3)  
so he shooed it and he shooed it  
but it wouldn't go away

### CHORUS

Little Peter Rabbit had a spider on his knee (x3)  
so he flicked it and he flicked it  
but it wouldn't go away.

### CHORUS

Little Peter Rabbit had an elephant on his toe  
(x3)  
so he pushed it and he pushed it  
but it wouldn't go away.

### CHORUS





B - U - N - N - Y

There is a rabbit with a pink nose,  
floppy ears and a fluffy tail  
and Bunny is his name-O

B-U-N-N-Y

B-U-N-N-Y

B-U-N-N-Y

and bunny is his name-o

There is a rabbit with a pink nose,  
floppy ears and a fluffy tail  
and Bunny is his name-O

(clap) U-N-N-Y

(clap) U-N-N-Y

(clap) U-N-N-Y

and bunny is his name-o

There is a rabbit with a pink nose,  
floppy ears and a fluffy tail  
and Bunny is his name-O

(clap) (clap) N-N-Y

(clap) (clap) N-N-Y

(clap) (clap) N-N-Y

and bunny is his name-o

There is a rabbit with a pink nose,  
floppy ears and a fluffy tail  
and Bunny is his name-O

(clap) (clap) (clap) N-Y

(clap) (clap) (clap) N-Y

(clap) (clap) (clap) N-Y

and bunny is his name-o

There is a rabbit with a pink  
nose, floppy ears and a fluffy  
tail

and Bunny is his name-O

(clap) (clap) (clap) (clap)-Y

(clap) (clap) (clap) (clap)-Y

(clap) (clap) (clap) (clap)-Y

and bunny is his name-o

There is a rabbit with a pink  
nose, floppy ears and a fluffy  
tail

and Bunny is his name-O

(clap) (clap) (clap) (clap) (clap)

(clap) (clap) (clap) (clap) (clap)

(clap) (clap) (clap) (clap) (clap)

and bunny is his name-o





## MR CLICKETTY CANE

When Mr Clicketty Cane plays his  
silly game

All the kids in the street, they like to  
do the same

Wash your face in orange juice!

When Mr Clicketty Cane plays his  
silly game

All the kids in the street, they like to  
do the same

Wash your face in orange juice

Clean your teeth with bubble gum!

When Mr Clicketty Cane plays his  
silly game

All the kids in the street, they like to  
do the same

Wash your face in orange juice

Clean your teeth with bubble gum

Fix the fence with sticky tape!

When Mr Clicketty Cane plays his  
silly game

All the kids in the street, they like to  
do the same

Wash your face in orange juice

Clean your teeth with bubble gum

Fix the fence with sticky tape

Brush your hair with a toothbrush!

When Mr Clicketty Cane plays his  
silly game

All the kids in the street, they like to  
do the same

Wash your face in orange juice

Clean your teeth with bubble gum

Fix the fence with sticky tape

Brush your hair with a toothbrush

Fry an egg on a slippery dip!

When Mr Clicketty Cane plays his  
silly game

All the kids in the street, they like  
to do the same

Wash your face in orange juice

Clean your teeth with bubble gum

Fix the fence with sticky tape

Brush your hair with a toothbrush

Fry an egg on a slippery dip!

Belly flop in a pizza!

When Mr Clicketty Cane plays his  
silly game

All the kids in the street, they like  
to do the same -

Silly game





# Animal Research Task



Task: This week you will be choosing an animal that you would like to learn more about. Each day you will research something in particular about your animal.

Interesting Facts - Write down some interesting facts about your animal.

---

---

---

---

---

---

---

---

Name: \_\_\_\_\_

Date: \_\_\_\_\_

# Sentence Correction 2

Rewrite the sentences using the correct punctuation.

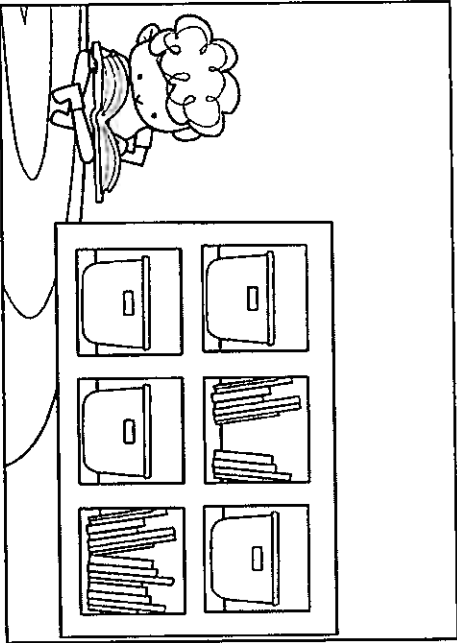
jack loves to go to the library and read books

do you like to read books

jacks best friend evie likes to read books about fairies

jack and evie like to read together play handball together and swim in evies pool

jack and evie go to the same school but they are in different classrooms They play together every lunch break



Name: \_\_\_\_\_

Date: \_\_\_\_\_

## Quotation Marks (Speech Marks)

Rewrite these sentences correctly, adding in the speech marks.

Time for bed, yawned Tom.

Go and tidy your room, yelled Jack's mother.

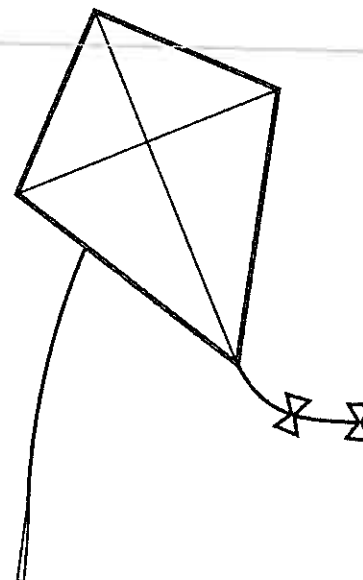
Maybe you could catch the bus to school, suggested Dad.

On the netball court Mary shouted, I'm free, throw the ball to me!

I don't like cleaning my room, moaned Sophie.

Can you pass me the hammer? asked Dad.

Look how high my kite is! screamed Lachlan.



Try writing your own sentences with quotation marks. Use the pictures to help you with some ideas.



---

---

---

---

---

---

# My Dog Doggo

Mum and Dad asked me what gift I would like for my birthday. There was one thing I really wanted. "I want a dog, please!" I said. "A dog is not always a good present," Dad said. "Dogs need to be looked after."

"Dogs need to be fed, taken for walks and kept clean," said Mum. "Owning a dog is hard work!"

I thought about it for a while. I still wanted a dog!

My family and I went to get a dog. We went to the animal shelter. Animals go to the shelter if they don't have a home. There were many dogs and cats waiting to find a new home. The dogs were playing outside.





We started watching the dogs. It was hard to choose one! Then, a small dog came and sat down in front of me. He looked at me and wagged his tail! I gave him a pat. He liked it.

"Can we get this one?" I asked Mum and Dad. They looked at each other.

Dad picked up a ball and threw it. The small dog chased it. He brought it back. Dad was pleased! "I think this is our new dog," he said.

"What should we call him?" asked Mum.

Just then, my little sister pointed at the dog and said, "Doggo!" We all laughed.

"I think his name is Doggo!" said Dad.

The people at the animal shelter gave us some dog food. They gave us a bed for our new pet. We all got in the car and drove Doggo home.

We played with Doggo for the rest of the day. That night, Doggo ate some food and lay down on his bed. It was a big day!

Everyone loves our new dog. Owning a pet is hard work, but I love my dog Doggo!

**Paul Willey**



## My Dog Doggo

### Remembering

What did the main character's parents think about him getting a dog?

### Understanding

List three reasons having a dog is hard work. Can you add any more reasons to this list?

### Applying

Draw a picture of your ideal pet. Write a sentence explaining why it is a good pet.

### Analysing

Why do you think the family decided to get a dog from an animal shelter?

### Evaluating

Write a sentence about how the boy felt when he met Doggo. How do you think you would feel if you got a new pet?

### Creating

Design a poster that advertises the animal shelter, and include a picture of Doggo.

## My Dog Doggo

### Literal Comprehension

1. What was the one thing the main character really wanted?
2. Where did they go to get Doggo?

### Inferential Comprehension

3. The text says, *Dogs need to be fed, taken for walks and kept clean. Why might these be hard for a kid to do?*
4. Why do you think the main character's sister called their new dog 'Doggo'?

### Evaluative Comprehension

5. What do you think it means when the main character says, *Owning a pet is hard work, but I love my dog Doggo!*



How many words can you find?

A=1	N=1
B=3	O=1
C=3	P=3
D=2	Q=10
E=1	R=1
F=4	S=1
G=2	T=1
H=4	U=1
I=1	V=4
J=8	W=4
K=5	X=8
L=1	Y=4
M=3	Z=10
Phonics= 5	
Secret Word = 10	

f

et

g

ll

e

p

th

h

b

o

m

ed





## MAKE IT 10

**SKILL:** Friends of 10. Basic Facts

**Aim:**

To be the first player to have no cards in your hand.

**Materials:**

A deck of child friendly playing cards (or use Jack = 11, etc)

**How to:**

- Each player is dealt 7 cards.
- Manipulate the numbers on the cards by using addition and subtraction to make ten.
- When you have made ten, with two or more cards, place cards on the discard pile – saying aloud your number sentence.
- If you cannot go, you pick up from the draw pile.

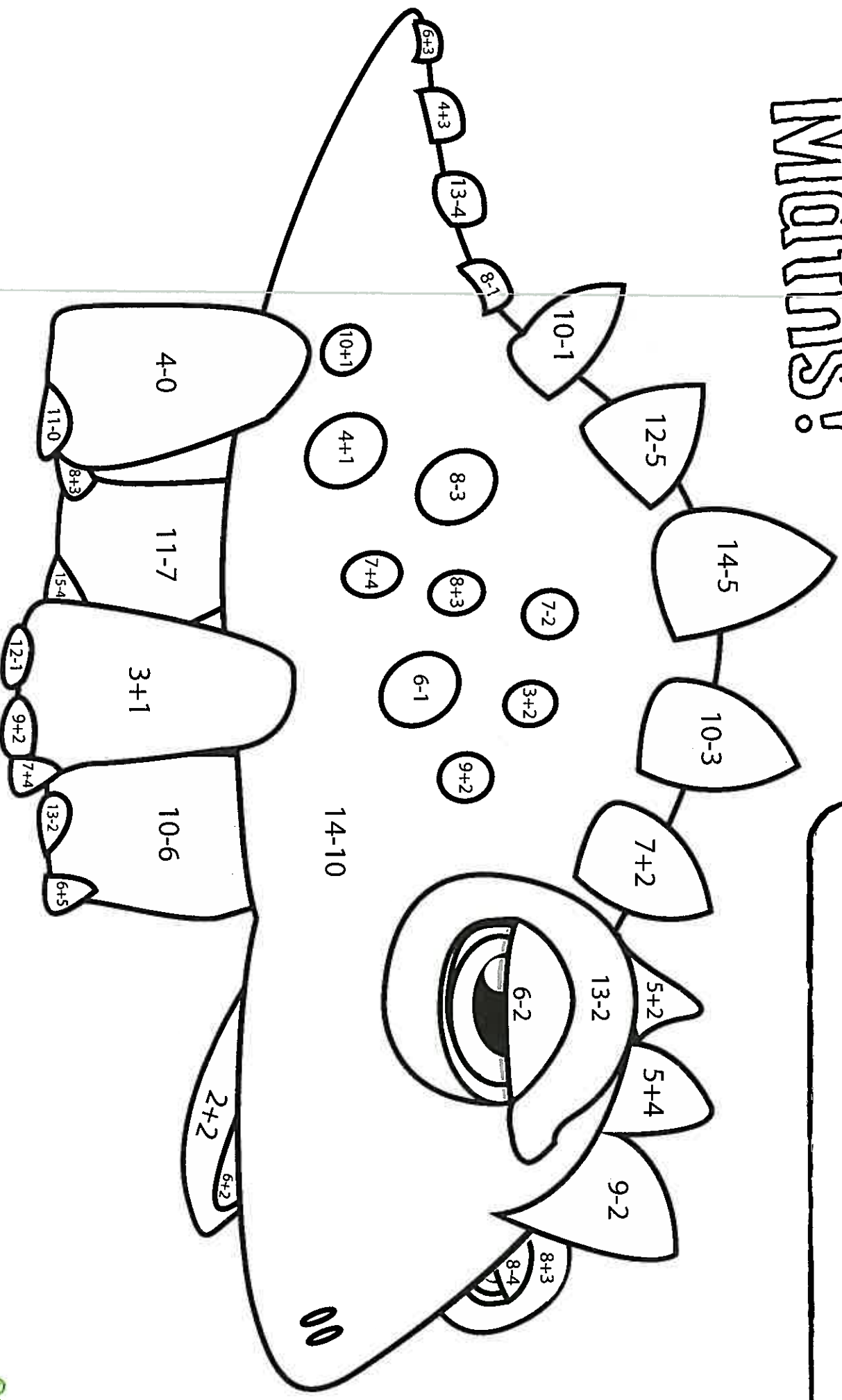
**Example:**

"2 plus 9 is equal to 11, take away 1 is 10"

"13 minus 5 is 8, plus two is equal to 10"

# Dinosaur Maths!

Purple = 9      Red = 8  
 Orange = 4      Brown = 5  
 Yellow = 7      Pink = 11





# HOW TO DRAW AN EASTER BUNNY

